

2022 Community Survey Summary

485 responses
received!

YOU TOLD US:



"Health is a state of complete physical, mental, and social well-being and not merely the absence of disease or infirmity."

Residents overwhelmingly (75% of 485 responses) selected this definition of health. Four other definitions of health were each selected by about 5 - 7% of residents.

The top 5 features of a healthy community are:



**Affordable
housing**



**Clean
Environment**



**Access to
Healthcare**

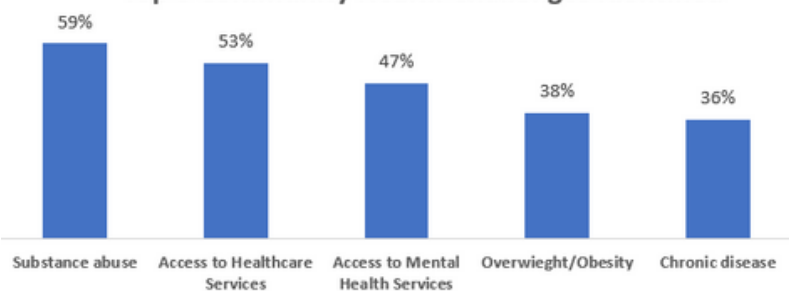


**Good
Schools**

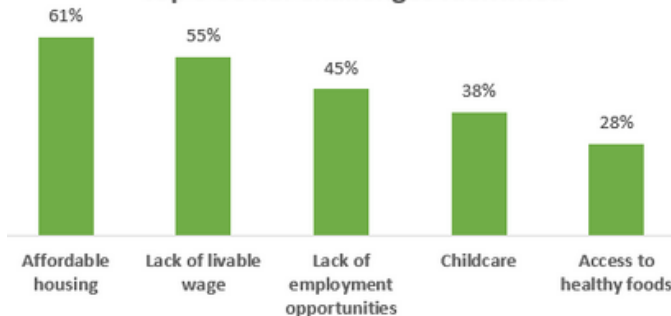


**Livable
Wages**

Top 5 Community Health Challenges Identified



Top 5 Social Challenges Identified



Health challenges faced by you or family member:

- ☒ Issues related to aging
- ☒ Chronic disease
- ☒ Access to dental care
- ☒ Overweight/obesity
- ☒ Access to healthcare

Social challenges faced by you or family member:

- ☒ Lack of a livable wage
- ☒ Affordable housing
- ☒ Lack of employment
- ☒ Access to healthy food
- ☒ Lack of resources for seniors

Reasons you or family member could not get medical care when needed:

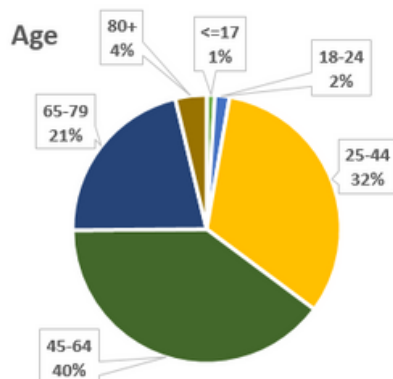
- ☒ No specialist locally
- ☒ No appointment w/specialist
- ☒ No appointment w/primary
- ☒ Did not have insurance
- ☒ Copay/deductible too high

Cancer services lacking in Essex County:

- ☒ Stress & anxiety resources
- ☒ Timely specialty care
- ☒ Affordable in-home services
- ☒ Access to alternative medicine
- ☒ Access to clinical trials

-Answers selected most often by survey respondents-

About our survey respondents:



Gender
Female - 81%
Male - 15%
Non-Binary - 1%
Prefer not to answer/Other - 3%

30% of respondents stated that the COVID-19 pandemic **negatively** impacted their employment status.

% Responses Received by Town (of 485 total)

| | | | |
|----------------------|-----|---------------------|-----|
| Chesterfield | 5% | Newcomb | 1% |
| Crown Point | 4% | North Elba | 10% |
| Elizabethtown | 7% | North Hudson | 1% |
| Essex | 4% | St. Armand | 1% |
| Jay | 12% | Schroon | 6% |
| Keene | 7% | Ticonderoga | 10% |
| Lewis | 3% | Westport | 5% |
| Minerva | 2% | Willsboro | 8% |
| Moriah | 8% | Wilmington | 6% |