

# ESSEX COUNTY HEALTH DEPARTMENT

SEPTEMBER 2024

MONTHLY REPORT

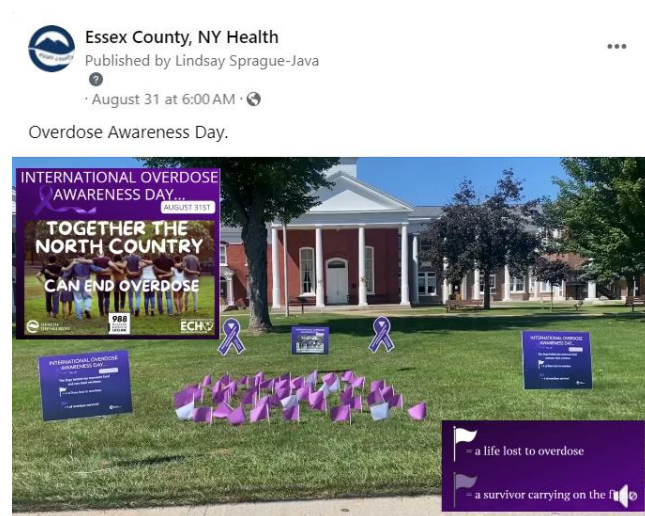
DIRECTOR - LINDA BEERS, MPH




## Health Department Highlights

### FALL MEDIA CAMPAIGNS

- Overdose Awareness
- Recovery Day
- Credible Mind
- Breast Cancer Awareness
- Men's Health
- Safe/Moderate Drinking



## COVID, FLU, RSV



DATA –reporting starting October 1st

VACCINES – offering Moderna; Fluarix, Fluzone, Abrysvo  
- offering clinic for county employees  
- *Safety net provider*

TESTS – providing OTC iHealth tests upon request  
- *testing county employees to access COVID paid leave*

## YEAR 12 INCENTIVE PROGRAM

**March 2024** It was suggested during a year-12 performance incentive funding webinar with NYSDOH that LHDs contact their NYSDOT Regional Representative for assistance in developing active transportation plans.

- Our Chronic Disease Outreach Coordinator followed up with a Zoom call to NYSDOT Regional Representative Celeste Harp and was informed of funds specifically available to help communities that are not part of a metropolitan transportation organization (MTO). *(lots of meetings and emails ensued)*
- **JUNE 2024** NYSDOT agreed to fund two active transportation corridor studies
  - Willsboro \$50,000
  - Lewis \$50,000
- **July/August 2024** NYSDOT agreed to fund 1 more study
  - Keene was agreed upon because it is in the top 6 towns for traffic crashes in Essex County for FFY 2023, and well positioned for a successful TAP application
- Planning one RFP for all three towns to maximize dollars with an engineering firm.
  - Plan is drafted.
  - Waiting for confirmation from NYSDOT as to the amount funded for Keene to issue the RFP.
  - Meeting with NYSDOT/Keene on 9/10 - hoping to confirm the amount
- End goal is to apply for TAP funding to pay for the recommendations of the studies
  - TAP funding is a 2 year cycle - next application to be issued sometime in 2025

## ECHD Program Data – August (unless otherwise noted)

### Community Health Assessment (CHA) and Improvement Planning (CHIP)

#### CHA Progress Updates & Special Reports

NYS recently released its 2025-2030 State Health Improvement Plan, known as the Prevention Agenda. While some of the priorities are familiar, the new Domains center on health-related social needs that often influence health outcomes across a lifespan. Essex County is well versed in the factors that drive health outside of healthcare delivery and our long-standing collaborations with human service agencies mean that we are poised to adapt to this change. That said, there are challenges in placing so many complex issues of a “societal fabric nature” in the public health bucket when funding streams and core programmatic areas do not well align.

Vision	Every individual in New York State has the opportunity, regardless of background or circumstances, to attain their highest level of health across the lifespan
Foundations	Health Equity
	Prevention Across the Lifespan
	Health Across All Policies
	Local Collaboration-Building
Domain	Priorities
Economic Stability	<b>Economic Wellbeing</b> <ul style="list-style-type: none"><li><input type="checkbox"/> Poverty</li><li><input type="checkbox"/> Unemployment</li><li><input type="checkbox"/> Nutrition Security</li><li><input type="checkbox"/> Housing Stability and Affordability</li></ul>
Social and Community Context	<b>Mental Wellbeing and Substance Use</b> <ul style="list-style-type: none"><li><input type="checkbox"/> Anxiety and Stress</li><li><input type="checkbox"/> Suicide</li><li><input type="checkbox"/> Depression</li><li><input type="checkbox"/> Drug Misuse and Overdose Including Primary Prevention</li><li><input type="checkbox"/> Tobacco/ E-cigarette Use</li><li><input type="checkbox"/> Alcohol Use</li><li><input type="checkbox"/> Adverse Childhood Experiences</li><li><input type="checkbox"/> Healthy Eating</li></ul>
Neighborhood and Built Environment	<b>Safe and Healthy Communities</b> <ul style="list-style-type: none"><li><input type="checkbox"/> Opportunities For Active Transportation and Physical Activity</li><li><input type="checkbox"/> Access to Community Services and Support</li><li><input type="checkbox"/> Injuries and Violence</li></ul>
Health Care Access and Quality	<b>Health Insurance Coverage and Access to Care</b> <ul style="list-style-type: none"><li><input type="checkbox"/> Access to and Use of Prenatal Care</li><li><input type="checkbox"/> Prevention of Infant and Maternal Mortality</li><li><input type="checkbox"/> Preventive Services for Chronic Disease Prevention and Control</li><li><input type="checkbox"/> Oral Health Care (e.g., routine preventive care, community water fluoridation, dental sealants, and access to dental services for Medicaid covered population)</li></ul> <b>Healthy Children</b> <ul style="list-style-type: none"><li><input type="checkbox"/> Preventive Services (e.g.; immunization, hearing screening and follow up, and lead screening)</li><li><input type="checkbox"/> Early Intervention</li><li><input type="checkbox"/> Childhood Behavioral Health</li></ul>
Education Access and Quality	<b>PreK-12 Student Success And Educational Attainment</b> <ul style="list-style-type: none"><li><input type="checkbox"/> Health and Wellness Promoting Schools (e.g.; timely immunization, healthy school meals, social emotional learning, and counselling and mentoring including avoidance risky substances)</li><li><input type="checkbox"/> Opportunities for Continued Education (e.g.; high school completion programs, transitional and vocational programs, literacy initiatives, and reskilling and retraining programs)</li></ul>

---

## Communicable Disease

### Communicable Disease Surveillance/Epidemiology Investigations – No Update

Respiratory Illness investigations (Flu, COVID, RSV, TB) - 79

GI Illness (Water/Foodborne) Illness Investigations - 3

STI/Hepatitis & HIV Investigations - 14

Arthropod-borne (Mosquitos and Ticks) Disease Investigations - 57

Food Safety/Outbreak Investigations – 0

Other Investigations (Strep pneumo invasive, Invasive Group A/B Strep) - 1

### Immunization Program

Clinics in the community - 0

Individuals immunized - 0

Healthcare provider, school nurse, day care provider or other public health detailing activities - 0

IQIP visits - 0

Stethoscoop meetings – 0

### Screening Services

HCV Screenings - 0

HIV Screenings - 0

TB Screening - 0

Referrals to Planned Parenthood for STI Testing – 0

**Note: contracts between Planned Parenthood of Greater NY and Planned Parenthood of Northern New England are now executed ensuring coverage across the county for residents.**

### Rabies Prevention Program

Rabies Vaccine Clinics – 1 (Ray Brook)

Pets Vaccinated - 49

Rabies investigations - 42

Specimens submitted for testing – 20

**Positive Specimens – 1 (August - Westport); 6 total for 2024**

People approved for rabies post exposure prophylaxis – 8

---

## Emergency Preparedness & Response

Real World Events, Drills & Exercises - 0

Training/Continuing Education - 5

Community Engagement/Collaborative Planning Meetings - 3

Volunteer Coordination – 0; Working on confirming CART volunteers

Plan Updates/Revisions – 0; Essex CART Plan and PHAD Plan are in review

---

## Chronic Disease

Campaigns/Events - 2

Coalition/Collaboration Interactions/Meetings - 5

Public Health Detailing Screenings & Disease Concordant Care - 0

Direct Community Outreach Initiatives – 1 (5 Days - Essex County Fair)

Training/Continuing Education – 0

- Advocated for, and received approval of funding from the New York State Department of Transportation for an active transportation traffic study in the Town of Keene.
- The Essex County Health Department was recently granted access to the Essex County Crash Data Hub from the New York State Governor's Traffic Safety Committee. This hub provides detailed traffic crash data for all of Essex County federal fiscal years 2020 – 2023, and can be filtered by location, type of crash, contributing factors, and other demographic data. Here are some examples of the type of data it provides:

## Municipalities with the most crashes FFY2023

North Elba

132

Total Crashes FFY2023

Lewis

79

Total Crashes FFY2023

Ticonderoga

75

Total Crashes FFY2023

Schroon

71

Total Crashes FFY2023

Crown Point

56

Total Crashes FFY2023

Keene

52

Total Crashes FFY2023

## Essex County Highway Safety Reports

Contact Crash Analyst Liaison Ben Engwer if you would like a highway safety report or presentation designed for your agency. Customized reports similar to those linked below can be created for any highway safety topic (e.g. Pedestrian crashes, Impaired crashes, Speed-related crashes, etc.), and for any range of time.



### Essex County Crash Dashboard FFY2023

Oct 2022 - Sept 2023



- Summer Sun Safety Month – Provided education and distributed sunscreen packets and DEET insect repellent wipes at the Essex County Fair
- #Getfitessexcounty “Summer Slay Your Way!!! Spell your name workout”.

## Community Opioid Overdose Prevention Program

Narcan Kits Distributed - 13

Groups Trained/Mained – 0

Groups referred to Alliance for Positive Health for training: 0

SUDOR Submissions/ODs – 3 non-fatal; 0 fatal

Total Overdoses for the year: 55 (49 non-fatal; 6 fatal)

---

## Family Health

### Baby Steps to Bright Futures

Babies born & families offered the Program – **18**

Families enrolled in the program - **1**

Families that were sent a packet as unable to reach or declined the program – **17**

Referrals out to programs and services – **0**;

**Resources provided on daycare subsidy and WIC. Two mothers that previously declined the program reached out for in-person lactation support and were provided that assistance at ECHD.**

Reached through Little Feeders Support Group – **0** in-person sessions provided; **0** Facebook Live sessions

**In celebration of Breastfeeding Week at the beginning of August, ECHD announced the expansion of our Little Feeders Circle of Support to the online world! New videos will be posted weekly to support families on their breastfeeding journeys.**

### Childhood Lead Poisoning Prevention Program

Lead Cases open (elevated lead levels in pregnant women or children) – **5** active; **11** pending confirmatory testing; **2** released with confirmatory testing stating capillary testing was falsely elevated.

Lead levels screenings performed by our Department – **0**

### Car Seat Program

Car seat check clinics – **4** (Tech Check Tuesdays)

Car seats checked - **1**

Car seats issued as new & installed – **0**

Training attended – **0**

### School Nurse Stetho-Scoop Monthly Meeting

On hold for summer months

### Sexual/Reproductive Health Program

Schools/Camps/Groups – **0**

Classes – **0**

Students reached - **0**

CAP Pack Distribution - **16** Essex County Fair; **100** to UVMHN-ECH for health centers

---

## Children's Services

### Early Intervention

Referral received in to the program - **4**

Children found eligible & enrolled (have a plan) - **36**

Children awaiting evaluation - **0**

Speech Therapy - **24** receiving; **6** waiting

Occupational Therapy - **1** receiving; **4** waiting

Physical Therapy - **4** receiving; **0** waiting

Special Instructional Services - **6** receiving; **8** waiting

### Preschool Program

Children in process of evaluation, referrals - **11**

Children enrolled - **52**

Children waiting for services: **17** Counseling – **4**; Occupational Therapy – **11**; Physical Therapy – **0**; Speech Therapy – **7**; Special Education Itinerant Teacher - **7**

# Children Attending Center Based Classrooms in County - **0**; Out of County - **8**

### Children and Youth with Special Healthcare Needs

Children enrolled – **30**

Program Updates: Our staff member, Hillary Perkett, completed Car Seat Technician training in August!



## WIC

Target Caseload – 600

Current Enrollment - 519

High Risk Participants - 34

Nutrition Education sessions/contacts – 160

Referrals made to other programs/services - 56

Breastfeeding initiation rate – 85%

\$ Redeemed (spent) through the WIC program - \$26,195

WIC has been working with the Essex Food Hub on the Local Food for Local Families Grant distribution. In July, 91 WIC families throughout the county received a total of \$18,513 of local food in addition to their WIC benefits. Pictured right is an example of what each box contained.



### Some initial feedback from families:

"Just wanted to say thank you for the chicken and veggies. I made stir-fry last night and my kids said it was the best!"

"Hi, I don't know if anyone has thanked you for this cabbage. I have a new appreciation for it this year and am cooking it and chopping it in salads!"

"Ladies, I continue to feel like I can't thank you enough for all you are doing to help feed us such healthy and delicious food. And tell the sheep farmer's I'll take their yogurt over Stewart's ice cream any day!"

"I put blueberries and peaches from the box into the sheep's milk yogurt and it was so good, and my family loved it."

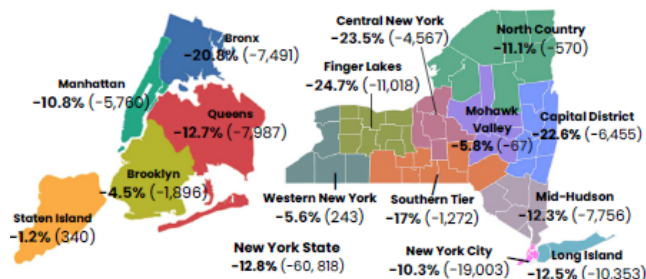
"Thank you so much for the local plums! I put them in my blender and made plum baby food."

"The meat and veggies have really helped me stretch my food dollars. Thank you for the recipes."

## Home Health Care

### VNS Health Home Health Care in Crisis Across NY State

#### Change in Access to Home Health Care 2019-2023



Key: Bold percentage is estimated % change in Medicare enrollees receiving home health (HH) services in 2023 compared to 2019; nonbold numbers are estimated total number of Medicare enrollees unable to receive HH services between 2019 and 2023. Source and methodology: Includes Medicare fee-for-service (FFS), Medicare Advantage (MA), and dual eligible enrollees. FFS and MA beneficiary data, along with FFS HH utilization data from CMS Medicare county data file (2019-2023). MA home health utilization estimated from proportion of MA enrollment x FFS home health utilization rate. Percent change and total loss of access calculated using 2019 utilization levels as a baseline.

#### CONGRESS: Stop Harmful Cuts Impacting Home Health Access

To increase bed capacity for new patients, hospitals are desperately trying to discharge more patients to home health agencies. But years of persistent workforce shortages made worse by major Medicare cuts have left tens of thousands of NYS residents without needed home health care.

- CMS slashed Medicare home health reimbursement by 19.89% from 2020-24, and is proposing an additional -4.067% payment reduction for 2025, bringing the combined total cuts to 23.96%.
- Wage index cuts worsen the impact in many NYS regions: NYC and Westchester will receive an additional -4.2% cut wage index cut; Long Island receives an additional -5% cut.
- MA plans typically pay 30% less than FFS, and use Medicare FFS cuts to justify their rates.

**NY DELEGATION:** Please co-sponsor and pass the Preserving Access to Home Health Act (S.2137/H.R.5159) to stop CMS from making permanent and temporary payment cuts

**-12.8%** est. change in home health access from 2019 to 2023 in NYS.

**60,000** est. total Medicare enrollees who needed but did not receive home health care 2020-2023.

**19.89%** total Medicare home health payment cuts 2020-2024 (FFS).

**8.2%-9%** proposed CY2025 payment cut in NYC, LI, Westchester (PDGM budget neutrality and wage index adjustment).

Dan Lowenstein, SVP of Gov. Affairs | dan.lowenstein@vnshealth.org | (646) 382-6479  
Jonathan Shabshalkhes, Assoc. Dir. of Gov. Affairs | jonathan.shabshalkhes@vnshealth.org | (917) 414-4889